

POWER PACK

125W FULL SPECTRUM

PP125FS



PPE
3.01
μmol/j

The Power Pack is a complete lighting system for high-intensity light requirements.

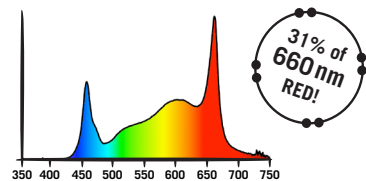
This powerful lighting system provides intense full spectrum lighting with a PPE of 3.01 μmol/s/W. It offers the best light coverage area and is ideal for 60x60cm growing areas. The Power Pack allows dimming in 25% increments and can also be controlled remotely via RJ12 ports.



| REFERENCE | DESIGNATION | GROW AREA | PPE (LED) |
|-----------|-------------------------------|-------------------|---------------|
| PP125FS | Power Pack 125W FULL SPECTRUM | 60x60cm / 2' x 2' | 3.01 μmol/s/W |

GENERAL DETAILS

| | |
|--------------------|-------------------------------------|
| Lifetime | 30 000 hours (L90B10) |
| Application | Grow tent / Grow room / Multi-layer |
| Plant growth stage | Growing / Blooming |
| Spectrum | Full Spectrum |






High PPE
3.01 μmol/s/W




Dimmable
100% 75% 50% 25% 0%



Connectable
RJ12 remote control



Highly Durable
MTBF 30 000 hours

| | | | | | | | | | | | | | | | | | | | | | | | | | | | | | | | | | | | | | |
|--------------------------|---|------|------|------|------|-----|-----|-----|------|------|------|------|-----|------|------|------|------|------|------|------|------|------|------|------|------|-----|------|------|------|------|-----|-----|-----|------|------|-----|-----|
| REF | PP125FS | | | | | | | | | | | | | | | | | | | | | | | | | | | | | | | | | | | | |
| POWER | 125W  | | | | | | | | | | | | | | | | | | | | | | | | | | | | | | | | | | | | |
| WEIGHT | 1.97 kg / 4,33 lb | | | | | | | | | | | | | | | | | | | | | | | | | | | | | | | | | | | | |
| DIMENSIONS | Length: 405 cm / 15.95 inch Width: 305 cm / 12.01 inch Height: 77 cm / 3.03 inch | | | | | | | | | | | | | | | | | | | | | | | | | | | | | | | | | | | | |
| POWER | Consumption: 125 W Voltage: 110-220 V Frequency: 50/60 Hz | | | | | | | | | | | | | | | | | | | | | | | | | | | | | | | | | | | | |
| CABLE LENGTH | 220V: 240 cm / 95 inch | | | | | | | | | | | | | | | | | | | | | | | | | | | | | | | | | | | | |
| PLUG | Type: C/G/A Type Country: UE/UK | | | | | | | | | | | | | | | | | | | | | | | | | | | | | | | | | | | | |
| CONNECTION | Ports: Input: RJ12 / Output: RJ12 | | | | | | | | | | | | | | | | | | | | | | | | | | | | | | | | | | | | |
| TEMPERATURE | Working: 0 to 40°C / 32 to 105°F Storing: -40 to 70°C / -40 to 158°F | | | | | | | | | | | | | | | | | | | | | | | | | | | | | | | | | | | | |
| LED & RATIO | 660nm: 31% 2700K: 23% 4000K: 23% 6500K: 23% | | | | | | | | | | | | | | | | | | | | | | | | | | | | | | | | | | | | |
| WATER RESISTANCE | IP54 | | | | | | | | | | | | | | | | | | | | | | | | | | | | | | | | | | | | |
| LIGHT MEASUREMENT | Distance: 30 cm / 12 inch Area: 60 x 60 cm / 2' x 2' PPE (LED): 3.01 μmol/s/W PPF: 390 μmol/s PPFD average*: 1085 μmol/s/m ² | | | | | | | | | | | | | | | | | | | | | | | | | | | | | | | | | | | | |
| | <table border="1" style="background-color: #800000; color: white; text-align: center;"> <tr><td>820</td><td>925</td><td>1060</td><td>1060</td><td>925</td><td>820</td></tr> <tr><td>925</td><td>1090</td><td>1230</td><td>1230</td><td>1090</td><td>925</td></tr> <tr><td>1060</td><td>1230</td><td>1410</td><td>1410</td><td>1230</td><td>1060</td></tr> <tr><td>1060</td><td>1230</td><td>1410</td><td>1410</td><td>1230</td><td>1060</td></tr> <tr><td>925</td><td>1090</td><td>1230</td><td>1230</td><td>1090</td><td>925</td></tr> <tr><td>820</td><td>925</td><td>1060</td><td>1060</td><td>925</td><td>820</td></tr> </table> <p style="text-align: right;">μmol/s/m²</p> | 820 | 925 | 1060 | 1060 | 925 | 820 | 925 | 1090 | 1230 | 1230 | 1090 | 925 | 1060 | 1230 | 1410 | 1410 | 1230 | 1060 | 1060 | 1230 | 1410 | 1410 | 1230 | 1060 | 925 | 1090 | 1230 | 1230 | 1090 | 925 | 820 | 925 | 1060 | 1060 | 925 | 820 |
| 820 | 925 | 1060 | 1060 | 925 | 820 | | | | | | | | | | | | | | | | | | | | | | | | | | | | | | | | |
| 925 | 1090 | 1230 | 1230 | 1090 | 925 | | | | | | | | | | | | | | | | | | | | | | | | | | | | | | | | |
| 1060 | 1230 | 1410 | 1410 | 1230 | 1060 | | | | | | | | | | | | | | | | | | | | | | | | | | | | | | | | |
| 1060 | 1230 | 1410 | 1410 | 1230 | 1060 | | | | | | | | | | | | | | | | | | | | | | | | | | | | | | | | |
| 925 | 1090 | 1230 | 1230 | 1090 | 925 | | | | | | | | | | | | | | | | | | | | | | | | | | | | | | | | |
| 820 | 925 | 1060 | 1060 | 925 | 820 | | | | | | | | | | | | | | | | | | | | | | | | | | | | | | | | |

* Measured on white board at 100% intensity